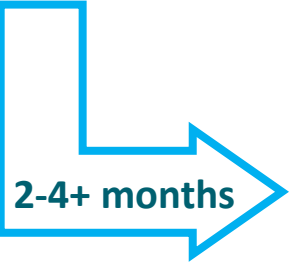


Process Milestones:


Application Package Submittal

1. BWSR reviews application package
2. BWSR & SWCD sign work order
3. BWSR requests title commitment
4. BWSR performs preliminary title review



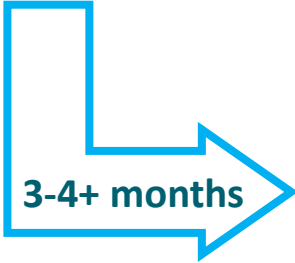
Survey Cost Estimate / Agreement Signature

5. SWCD obtains survey cost estimate
6. BWSR prepares & emails Agreement to SWCD
7. Landowner signs; SWCD emails to BWSR for signature
8. SWCD requests easement boundary survey



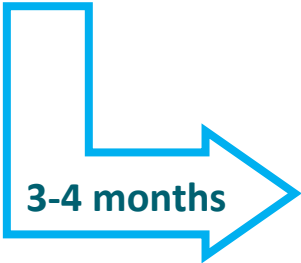
Boundary Surveyed / Title Cleared

9. Survey completed; boundary & payment finalized/approved
10. SWCD drafts conservation plan & emails for BWSR review
11. Title cleared/AGO review; conservation plan approved
12. BWSR mails final documents to SWCD for landowner signature



Easement Signed, Paid & Recorded

13. Landowner signs easement documents; SWCD mails to BWSR
14. BWSR countersigns & mails to title company with wire for payment
15. Title company disperses payment and records easement
16. Title insurance policy prepared for BWSR review and approval



SWCD Reimbursed / Easement Signs Posted

17. SWCD requests reimbursement for survey, title insurance, postage, etc.
18. SWCD adds RIM signs to signposts installed by surveyor
19. SWCD performs site inspections based on annual list sent by BWSR

RIM Easement Acquisition Flowchart

RIM Refresh



Pilot Process

