



Competitive Conservation Projects

2012 Biennial Budget Request Report

October 2012

Overview

The competitive BBR was developed to obtain information on water management projects and activities already found in existing state approved, locally adopted water management plans or an approved total maximum daily load study, surface water intake plan or wellhead protection plan. Local government partners were asked to only identify the projects and activities that could realistically be implemented within a three-year grant agreement period from 2014-2017.

FY14-15 competitive request:

Total competitive contribution requested: \$243M

Total leveraged funds proposed: \$110M

FY14-15: Total proposed competitive \$353M

Of these requests, approximately 60 percent were for erosion control and stormwater management activities. Other identified activities included livestock management, groundwater protection, septic system abatement and shoreland management. The cost estimates included essential components of project development and installation such as community engagement, technical/engineering design and installation oversight.

The following maps give more information on Competitive Conservation Project requests from counties, soil and water conservation districts, watershed districts, metro watershed districts/water management organizations, joint powers boards and cities.

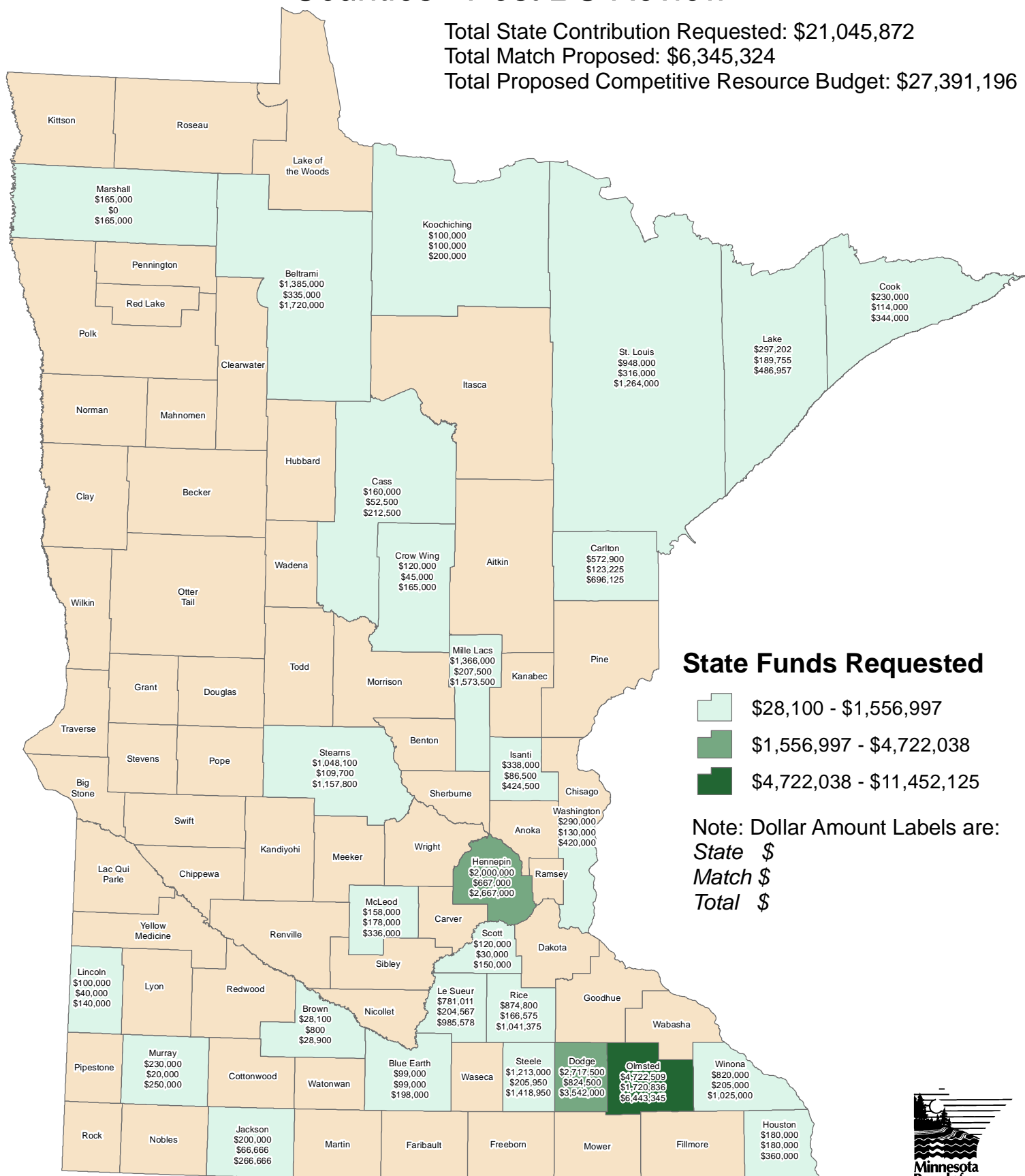
Competitive Conservation Biennial Budget Requests

Counties - Post BC Review

Total State Contribution Requested: \$21,045,872

Total Match Proposed: \$6,345,324

Total Proposed Competitive Resource Budget: \$27,391,196



August 8, 2012

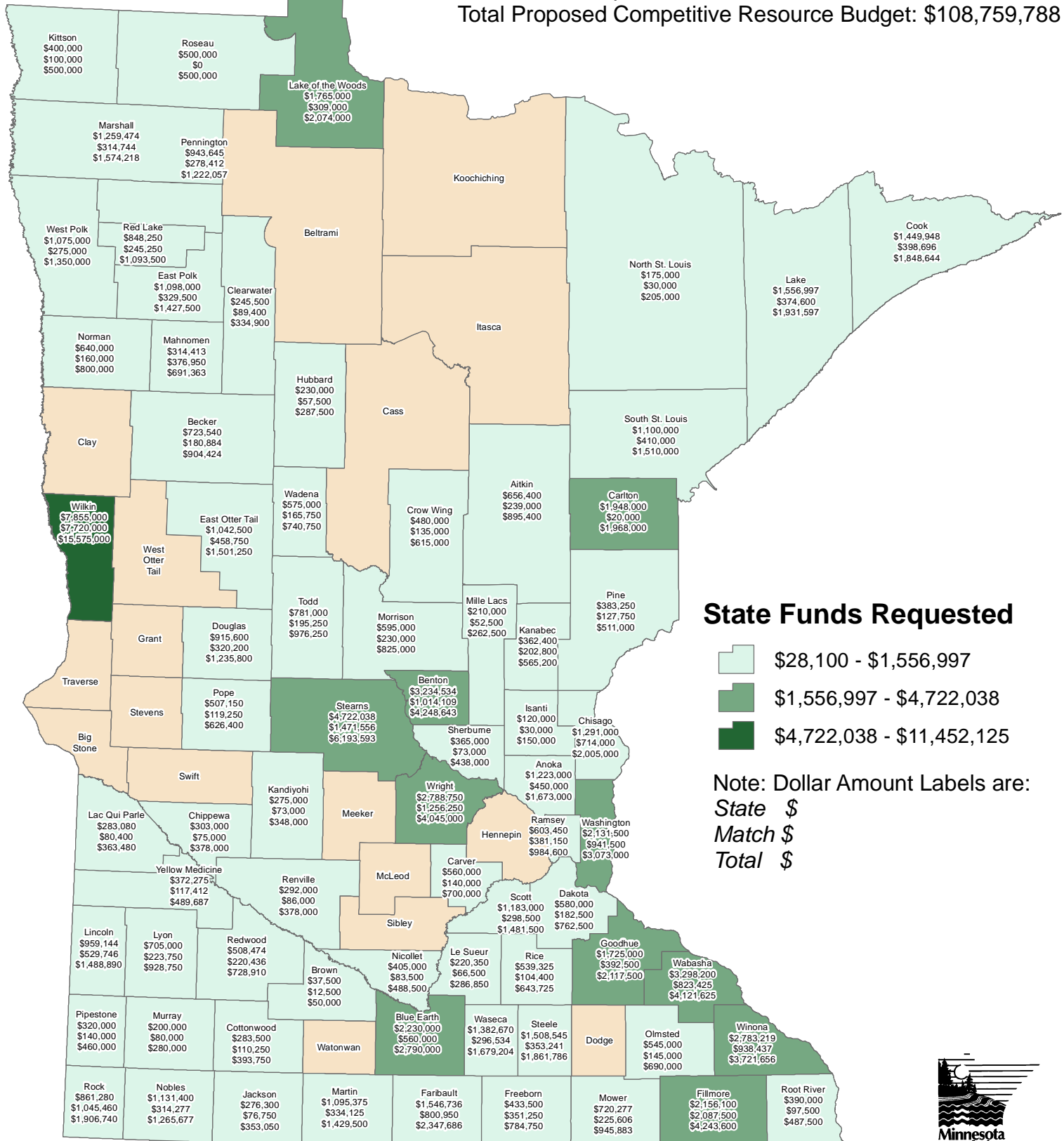
Competitive Conservation Biennial Budget Requests

SWCDs - Post BC Review

Total State Contribution Requested: \$77,225,589

Total Match Proposed: \$31,714,199

Total Proposed Competitive Resource Budget: \$108,759,788



August 8, 2012

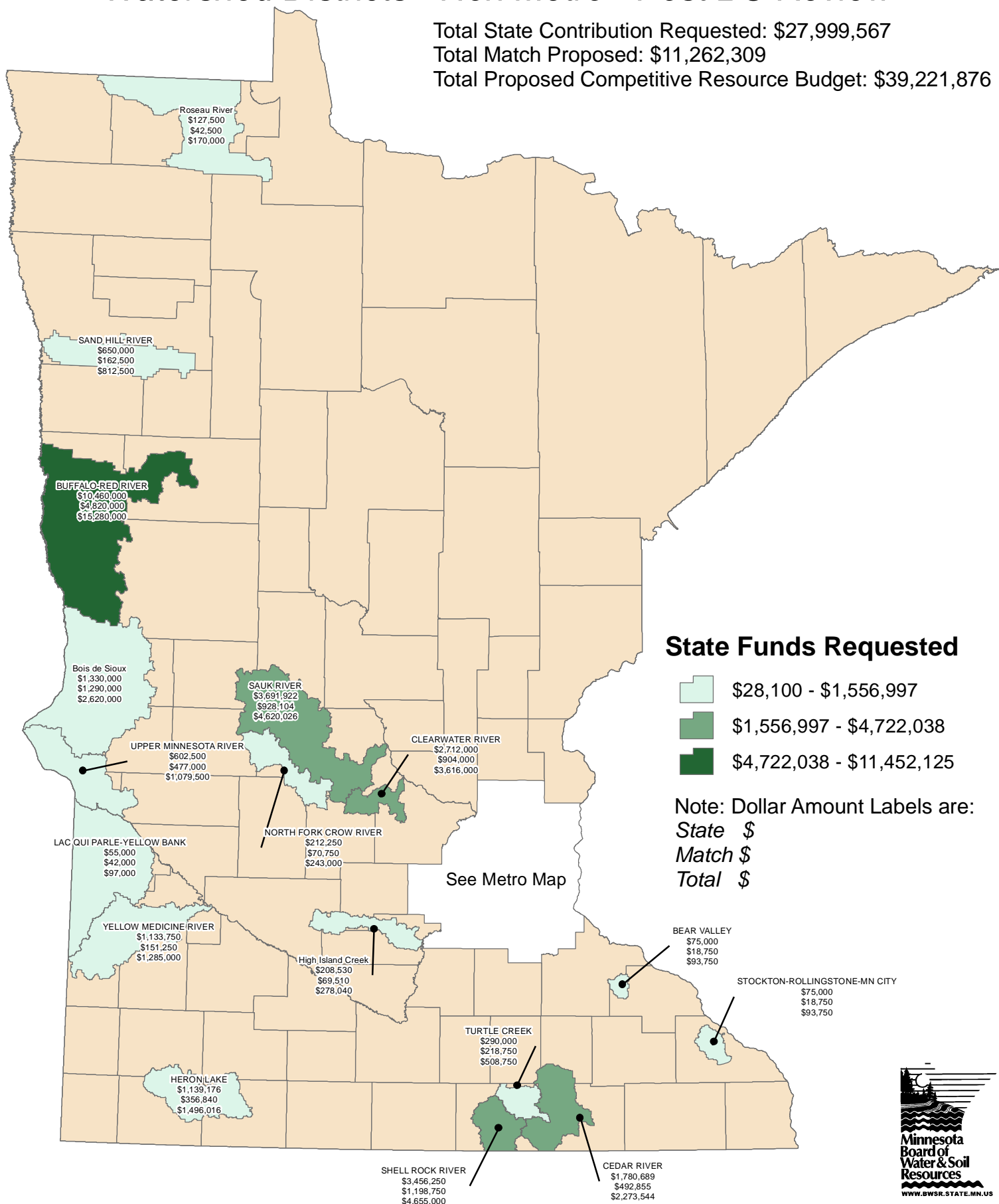
Competitive Conservation Biennial Budget Requests

Watershed Districts - Non Metro - Post BC Review

Total State Contribution Requested: \$27,999,567

Total Match Proposed: \$11,262,309

Total Proposed Competitive Resource Budget: \$39,221,876



August 8, 2012

Competitive Conservation Biennial Budget Requests

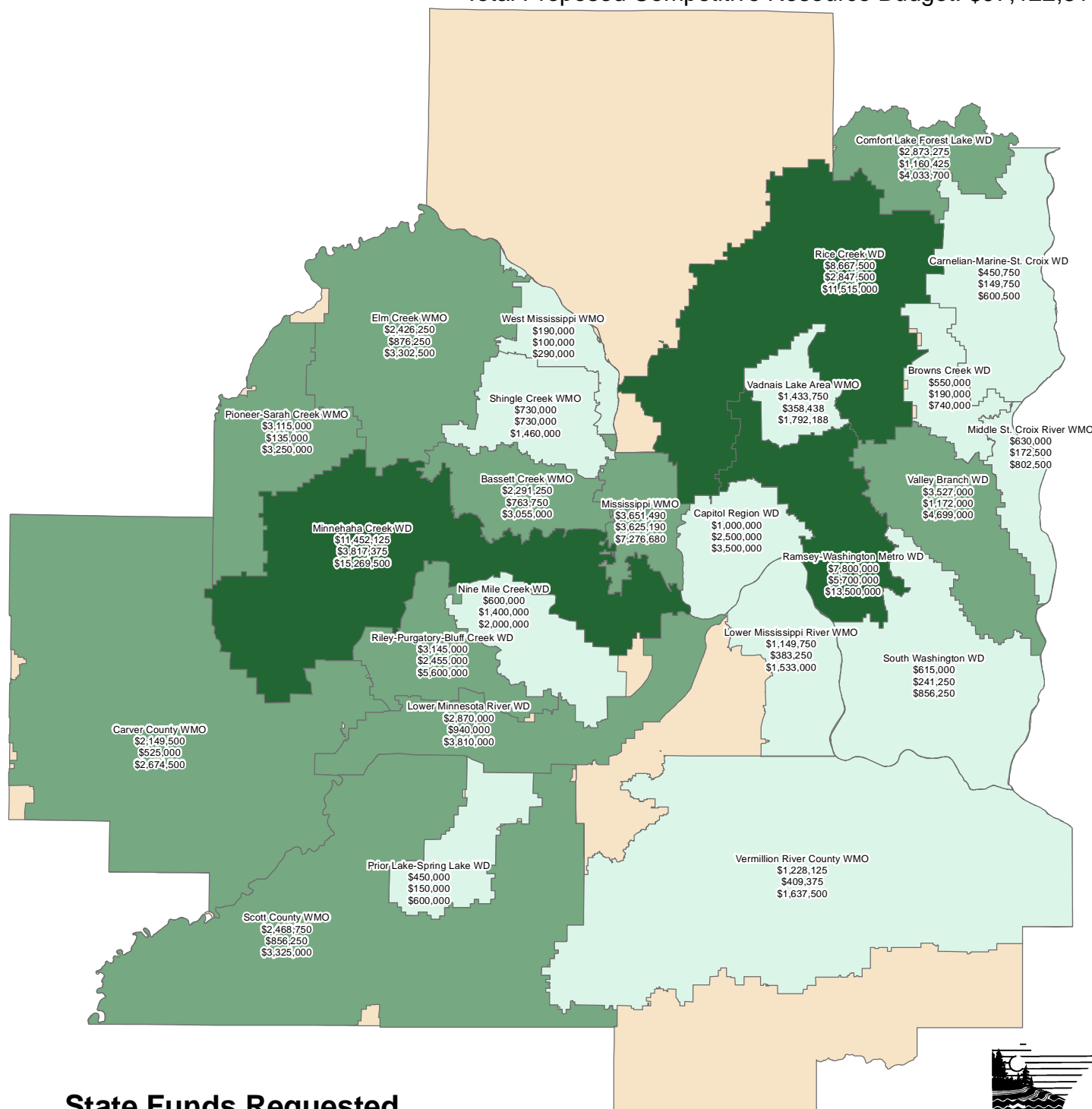
Metro Watershed Districts & Watershed Management Organizations

Post BC Review

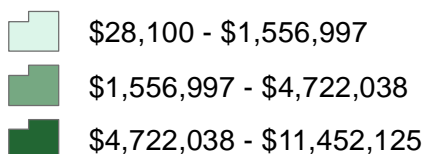
Total State Contribution Requested: \$65,464,515

Total Match Proposed: \$31,658,303

Total Proposed Competitive Resource Budget: \$97,122,818



State Funds Requested



Note: Dollar Amount Labels are:

State \$

Match \$

Total \$



August 8, 2012

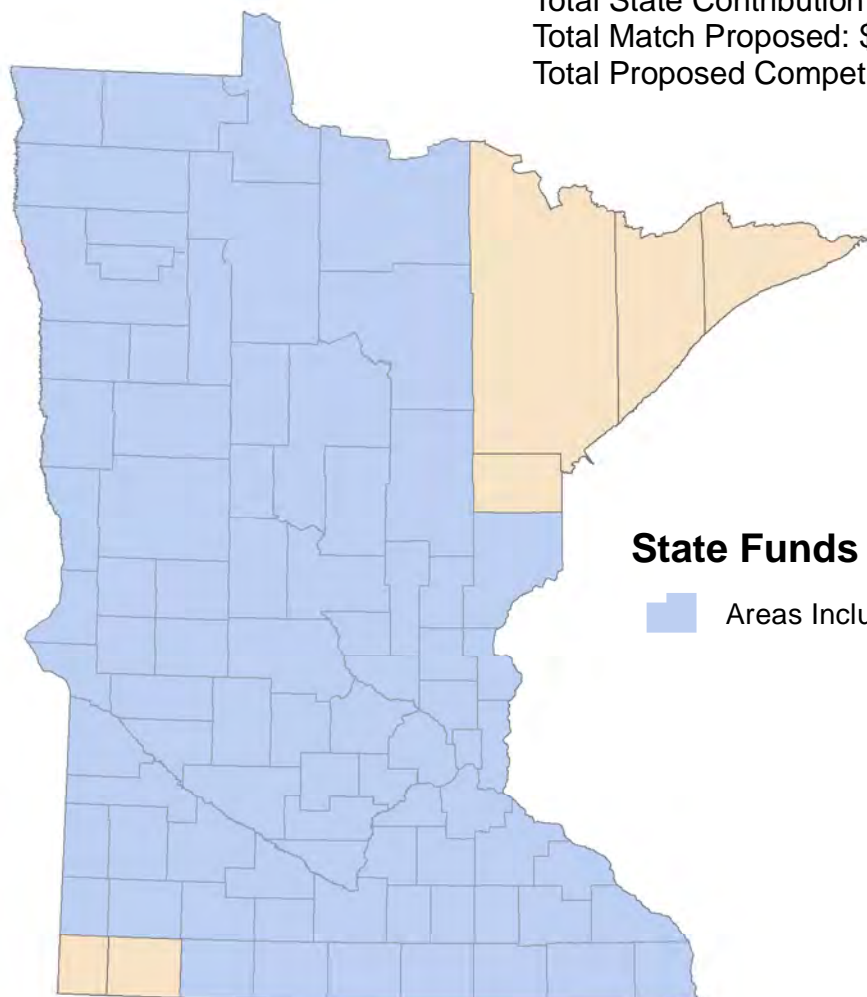
Competitive Conservation Biennial Budget Requests

Joint Powers Board - Post BC Review

Total State Contribution Requested: \$18,727,063

Total Match Proposed: \$9,859,339

Total Proposed Competitive Resource Budget: \$28,586,402



State Funds Requested



Areas Included in Submitted JPB BBRs



August 8, 2012

JPB	State Request	Match	Total
Chippewa River Watershed Project	\$1,715,128	\$410,250	\$2,125,378
Crow River Organization of Water (CROW)	\$730,000	\$350,000	\$1,080,000
Elk River Watershed Association	\$260,000	\$65,000	\$325,000
Greater Blue Earth River Basin Alliance	\$5,554,993	\$1,659,296	\$7,214,289
Hawk Creek Watershed Project (Renville County)	\$199,475	\$59,825	\$259,300
Jackson and Cottonwood SWCD	\$216,000	\$84,000	\$300,000
Metro Conservation Districts Joint Powers Board	\$500,000	\$125,000	\$625,000
Minnesota River Board	\$2,863,299	\$191,324	\$3,054,623
North Central Joint Powers Board	\$258,867	\$64,716	\$323,583
Pomme de Terre River Association	\$1,176,715	\$4,460,145	\$5,636,860
Red River Valley Conservation Service Area - TSA -1	\$265,168	\$66,292	\$331,460
Redwood-Cottonwood Rivers Control Area (RCRCA)	\$1,105,100	\$395,333	\$1,500,433
Rush River Watershed Project	\$361,800	\$120,600	\$482,400
SE SWCD Technical Support Joint Powers Board	\$632,406	\$355,401	\$987,807
Snake River Watershed Management Board	\$314,987	\$201,457	\$516,444
Southeast Minnesota Water Resources Board	\$1,293,125	\$1,050,700	\$2,343,825
West Central Technical Service Area	\$800,000	\$200,000	\$1,000,000
Whitewater River Watershed Project	\$480,000	\$0	\$480,000

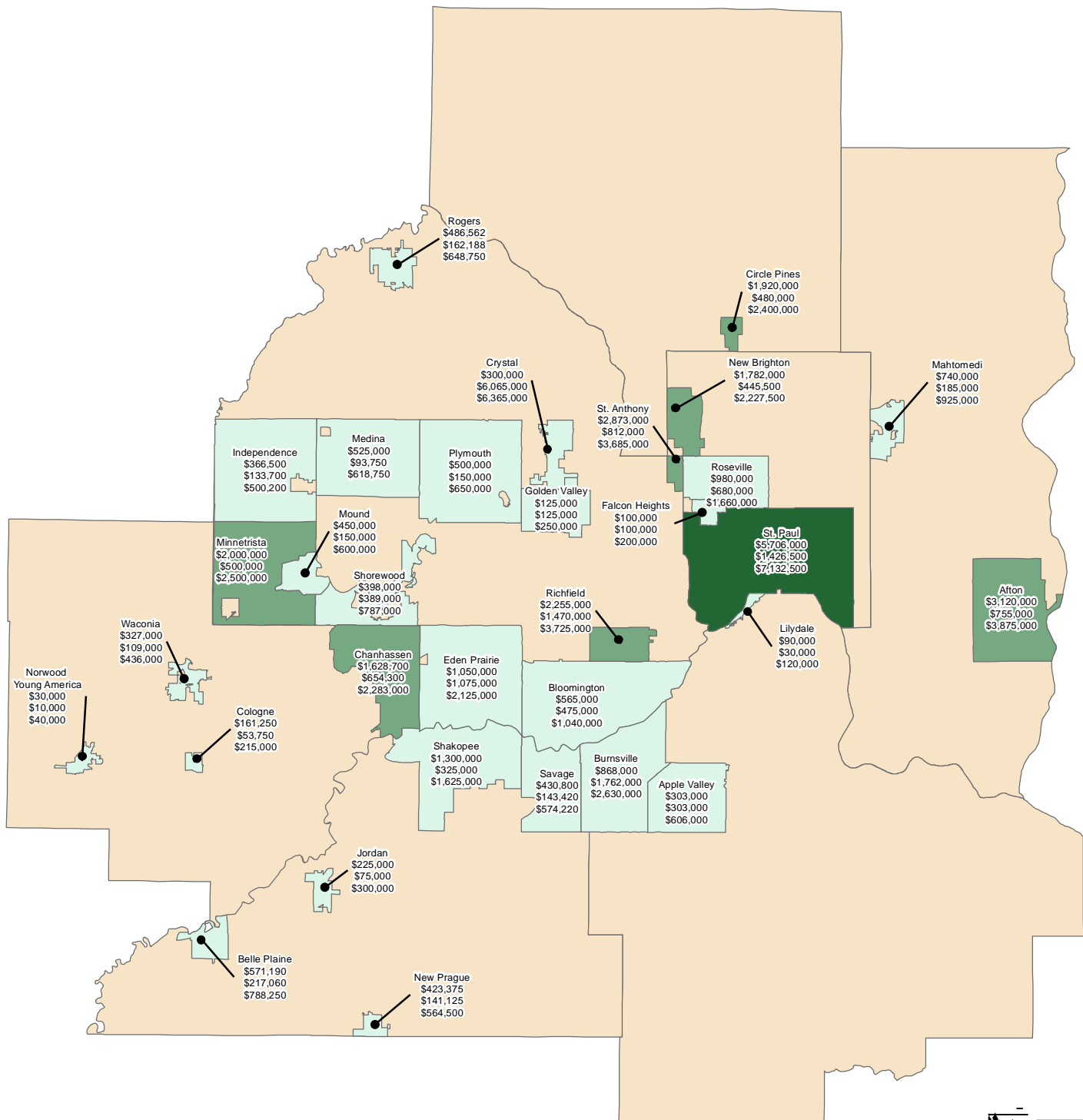
Competitive Conservation Biennial Budget Requests

Cities - Post BC Review

Total State Contribution Requested: \$32,600,377

Total Match Proposed: \$19,496,293

Total Proposed Competitive Resource Budget: \$52,096,670



State Funds Requested

- \$28,100 - \$1,556,997
- \$1,556,997 - \$4,722,038
- \$4,722,038 - \$11,452,125

Note: Dollar Amount Labels are:
 State \$
 Match \$
 Total \$



August 8, 2012